Local Market Update – October 2026

A Research Tool Provided by the Spartanburg Association of REALTORS®

Boiling Springs

	October			Year to Date		
Key Metrics	**2025**	**2026**	**% Change**	**Thru 10-2025**	**Thru 10-2026**	**% Change**
New Listings	74	**66**	- 10.8%	892	**814**	- 8.7%
Closed Sales	43	**39**	- 9.3%	595	**495**	- 16.8%
Median Sales Price*	$293,500	**$295,955**	+ 0.8%	$292,000	**$300,200**	+ 2.8%
Percent of List Price Received*	98.3%	**97.8%**	- 0.5%	98.4%	**98.3%**	- 0.1%
Days on Market Until Sale	40	**68**	+ 70.0%	46	**58**	+ 26.1%
Inventory of Homes for Sale	170	**236**	+ 38.8%	—	—	—

* Does not account for sale concessions and/or downpayment assistance. | Percent changes are calculated using rounded figures and can sometimes look extreme due to small sample size.

New Listings

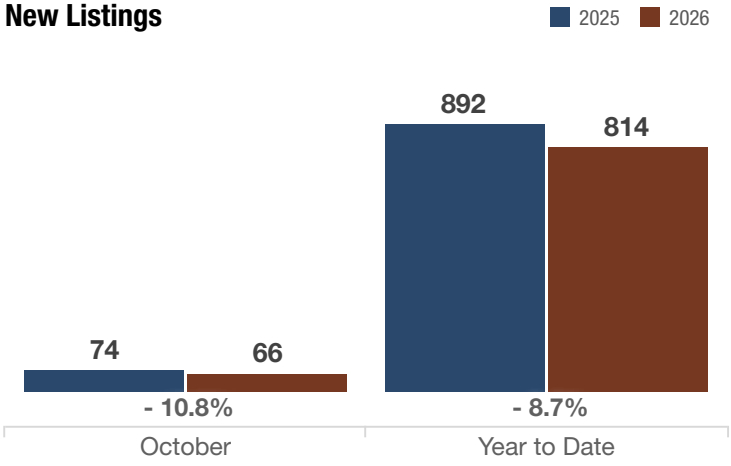

Closed Sales

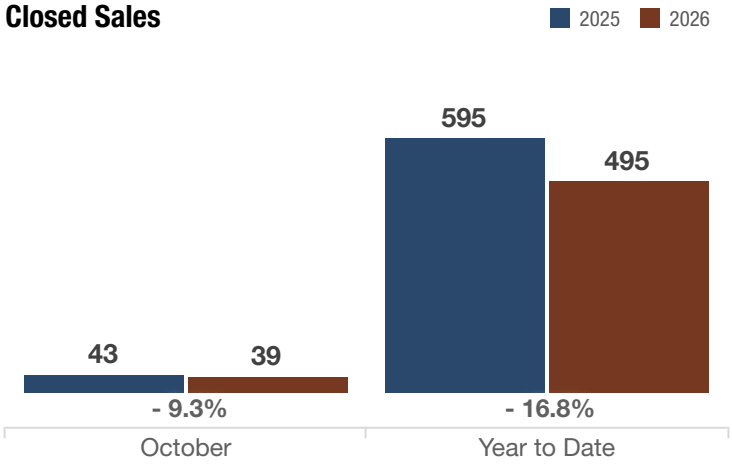

Median Sales Price

Rolling 12-Month Calculation

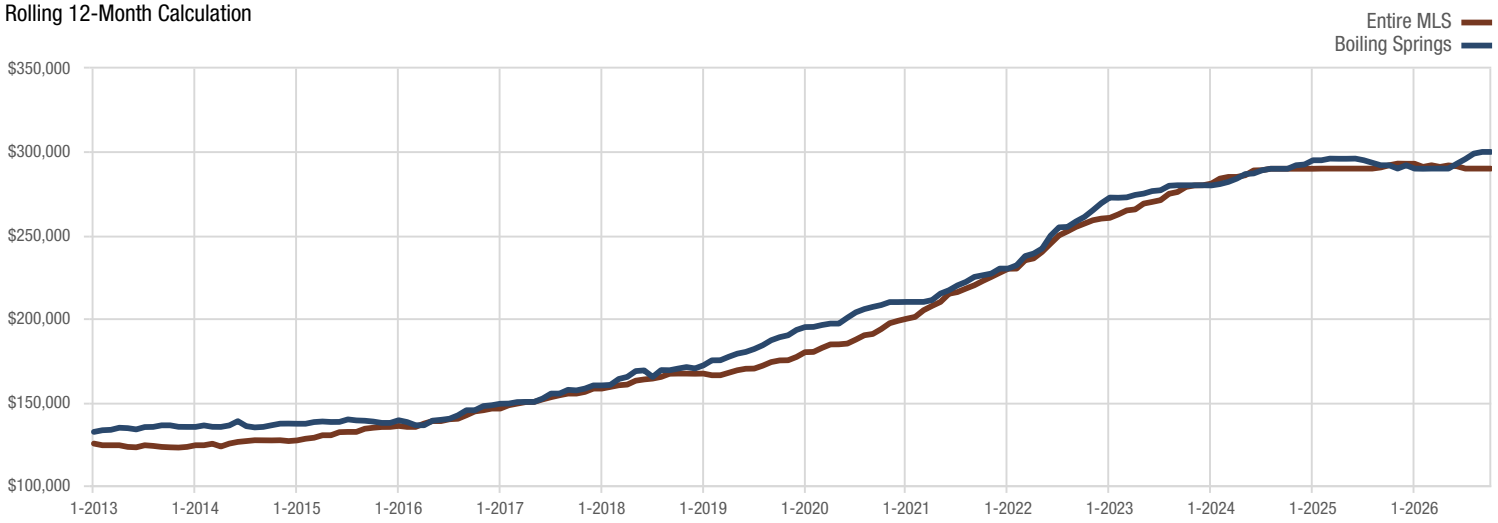

Current as of November 10, 2026. All data from the Spartanburg Association of REALTORS® Multiple Listing Service. Provided by South Carolina REALTORS®. Report © 2026 ShowingTime Plus, LLC.